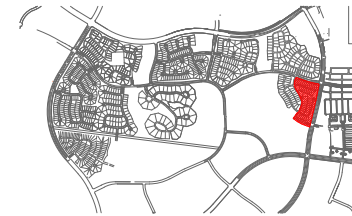


Revision/Clarification






- (A) BTW connection to house will take place after the house is built.
- (B) BTW, last center of column to be 12' from BOC at side lot condition with standard 2" offset from PL

BRIDGELAND
 PARKLAND VILLAGE - SECTION 10
 FENCE LAYOUT

KEY MAP



FENCE LEGEND

-  SPECIFIED DRIVEWAY LOCATIONS
-  6' HT. DOUBLE SIDED WOOD FENCE
-  BRICK THIN WALL
-  5' TUBE STEEL FENCING
-  CORNER CLIP AT 45° (10'X10' OFFSET)